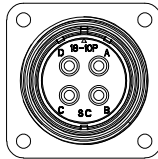
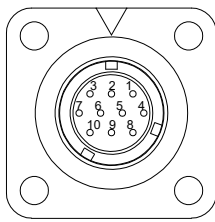


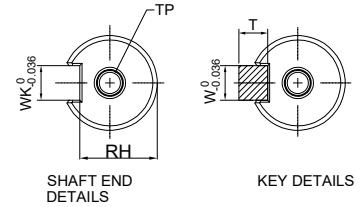
MODEL	LC	LZ	LA	S	LB	LL	H	LS	LR	LE	LG	LW	RH	WK	W	T	LQ	TP
ECM-B3M-CB1015RS1	100	9	115	22	95	163.3	97.4	37	45	5	12	32	18	8	8	7	25	M6, Depth 12



MOTOR CONNECTION	
PIN	FUNCTION
A	U PHASE
B	V PHASE
C	W PHASE
D	GND



ENCODER CONNECTION		
PIN	FUNCTION	COLOR
1	T+	WHITE
2	T-	WHITERED
3	-	-
4	DC +5V	BROWN
5	-	-
6	-	-
7	-	-
8	-	-
9	GND	BLUE
10	SHD	GREEN



<b>台達電子工業股份有限公司</b> <b>DELTA ELECTRONICS, INC.</b>	DRAWN:	DESIGN:
	APPROVE:	DATE: 10/17/2024
THESE DRAWINGS AND SPECIFICATIONS ARE THE PROPERTY OF DELTA ELECTRONICS, INC. AND SHALL NOT BE REPRODUCED OR USED AS THE BASIS FOR THE MANUFACTURE OR SELL OF APPARATUS OR DEVICES WITHOUT PERMISSION.	<b>DIMENSIONAL TOLERANCES</b> ( ) ( ) ( ) ( ) ANGLES DECIMALS <50 ±0.1 <50 ±0.15 <50 ±0.2 <30 ±0.1 X ±0.05 >50/100 ±0.15 >50/100 ±0.2 >50/100 ±0.25 >30/90 ±0.2 XX ±0.2 >100/200 ±0.2 >100/200 ±0.25 >100/200 ±0.3 >60/90 ±0.25 XXX ±0.1 >200 ±0.25 >200 ±0.3	
DESCRIPTION: <b>Physical Dimension</b>	CONFIDENTIAL A3 SIZE THIRD ANGLE PROJECTION	PART NO.: <b>ECM-B3M-CB1015RS1(PD)</b>
USED ON	UNIT	SCALE 1:000 SHEET 1 OF 1