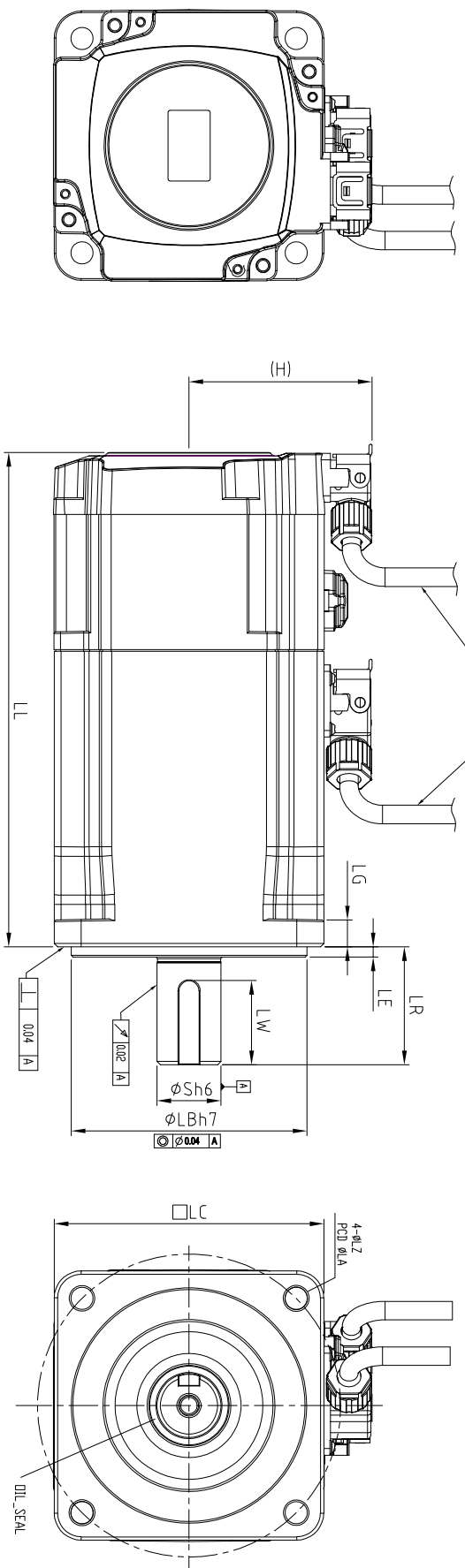
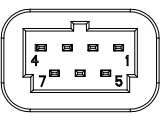


馬達出貨不含配件線，  
此僅供高度確認



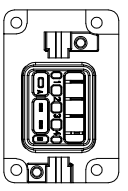
DIMENSION TABLE (MODEL WITH BRAKE)

MODEL	LL	LR	LG	LW	WK	W	T	RH	TP	S	LE	LA	LZ	LB	LC	H
ECM-B3M-CB0807SBI	1468	35	8	25	6	6	6	15.5	M6, Depth 20	19	3	90	6.6	70	80	54



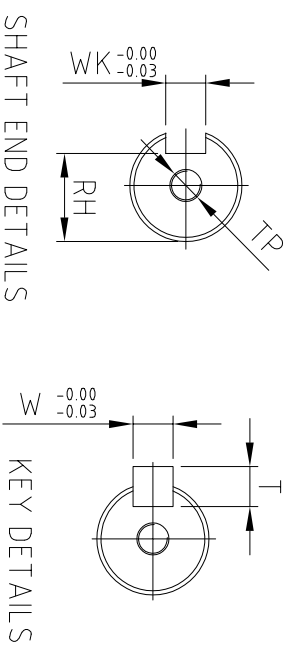
ENCODER CONNECTOR

PIN NO.	DESCRIPTION	COLOR
1	T+	WHITE
2	T-	YELLOW
3	DC +5V	BROWN
4	DC GND	BLUE
5	BAT+	RED
6	BAT-	BLACK
7	SHIELD	GREEN



MOTOR CONNECTOR

PIN	pin define	Wire Color
1	U	RED
2	V	WHITE
3	W	BLACK
4	FG	YELLOW/GREEN
A	BR+	BROWN
B	BR-	BLUE



**DELTA 台達電子工業股份有限公司**  
**DELTA ELECTRONICS, INC.**

THESE DRAWINGS AND SPECIFICATIONS ARE THE PROPERTY OF DELTA ELECTRONICS, INC. AND SHALL NOT BE REPRODUCED OR USED AS THE BASIS FOR THE MANUFACTURE OR SELL OF APPARATUS OR DEVICES WITHOUT PERMISSION.

DESCRIPTION: **ECM-B3M-CB0807SBI(PD)**

PHYSICAL DIMENSION

APPROVE: Kevin Chuang

DESIGN: CindyLin

DATE: 10/17/2023

SCALE: 1:1000

SHEET 1 OF 1

REVISION: 00